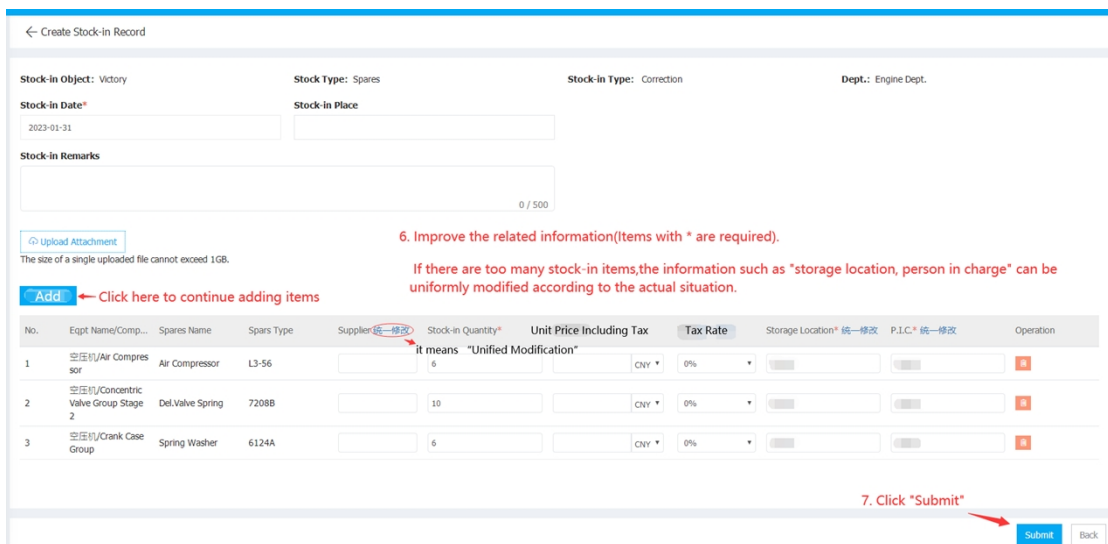
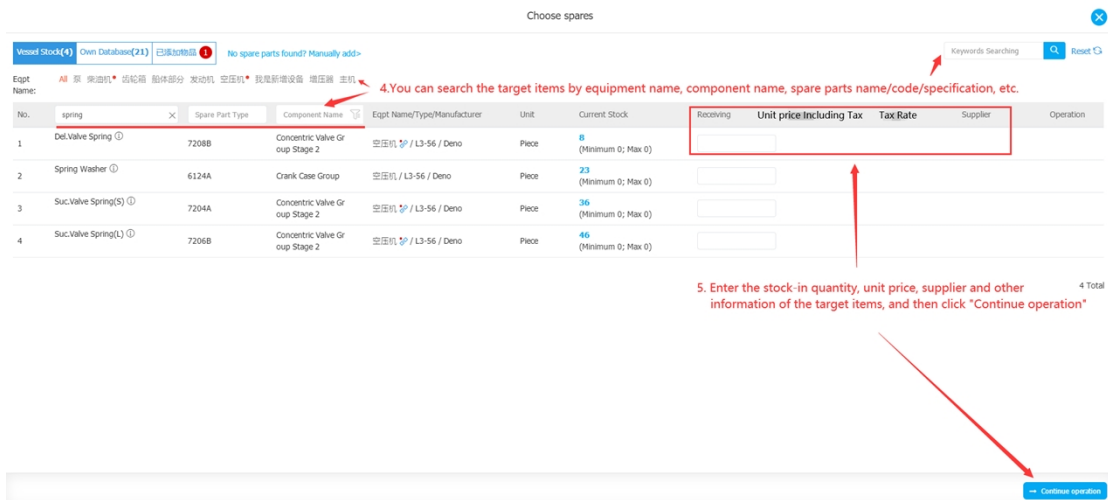
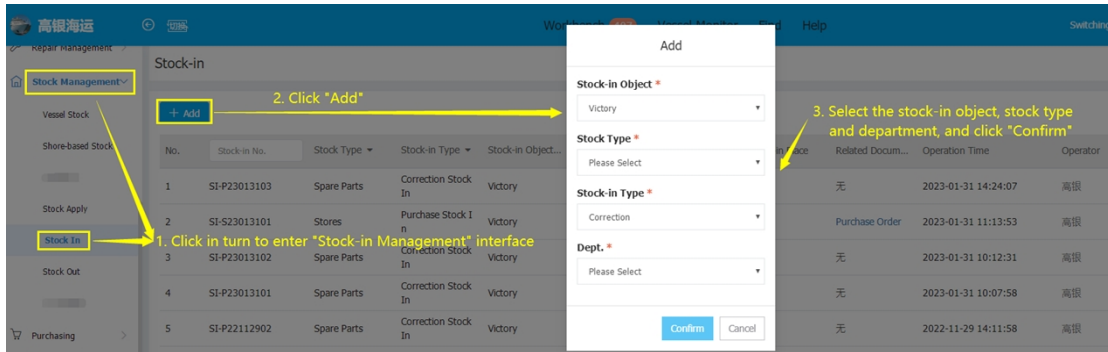


Operation of correction stock-in

Users can log in to the website of OLSaaS, and operate in "Stock Management → Stock-in Stock" interface according to the following steps 1-8:



Please Select Workflow

入库单审批流程

Process Description:

8. Select the workflow and click "Confirm"

Stock-in

After the stock-in record is submitted, according to the workflow, the document is transferred to the workbench of personnel with approval authority for stock-in document

Keywords Searching

No.	Stock-in No.	Stock Type	Stock-in Type	Stock-in Object...	Stock-in Dept.	Stock-in Items	Stock-in Place	Related Docum...	Operation Time	Operator	Status	Operation
1	SI-P23013104	Spare Parts	Correction Stock In	Victory	Engine Dept.	3		无	2023-01-31 15:49:36	高根	Approving	Export