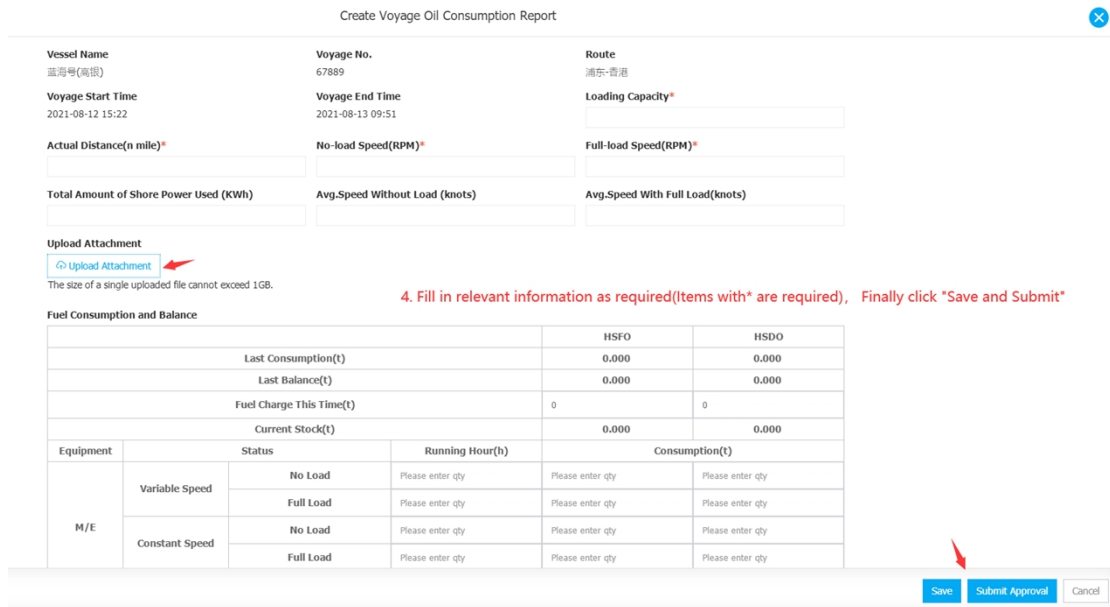
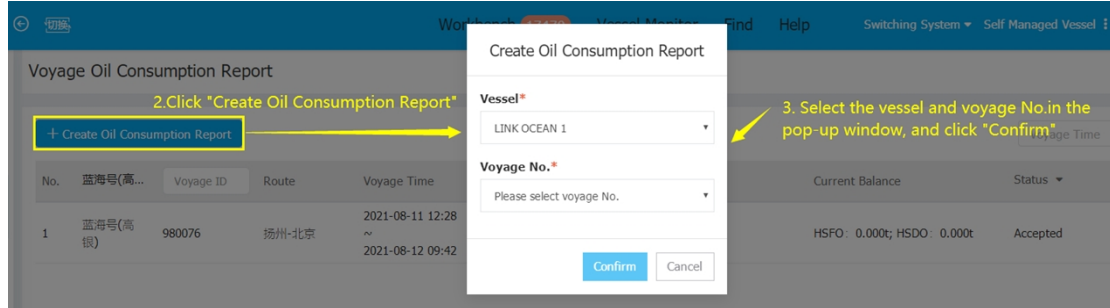
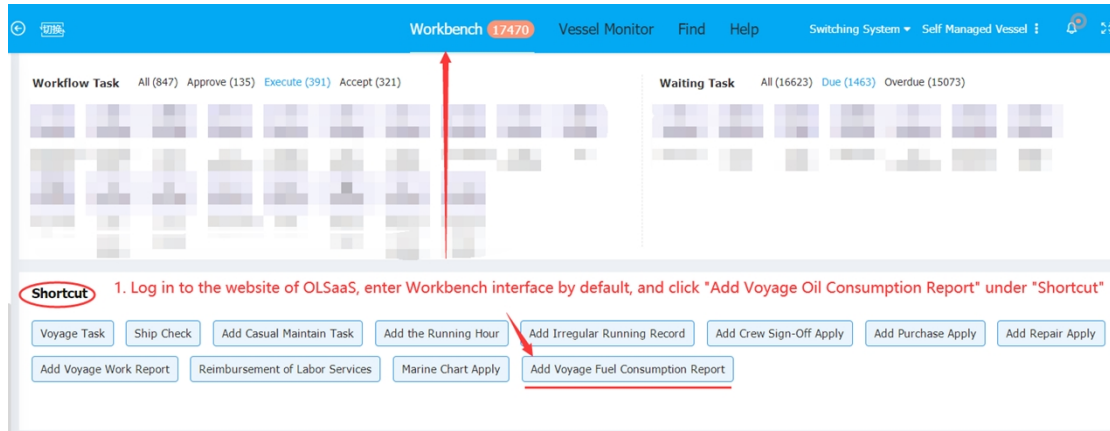


How to add Voyage Oil Consumption Report

Users can log in to the website of OLSaaS, and operate in Workbench interface according to the following steps 1-4:



Note:

1. Voyage Oil Consumption Report is a summary report based on the oil consumed during the whole voyage. Users can create a draft report first, that is, click "Save" in the "Create" interface and modify the relevant data after the end of the voyage and then submit the report.
2. After the report is submitted, it will be associated with the inventory (the consumed inventory will be deducted accordingly) and the corresponding stock-out list will be generated (View in the "Stock Management - Stock-out Management" Interface).

互海科技 Workbench 17542 Vessel Monitor Find Help Switching System Self Managed Vessel

Maintenance Repair Management Stock Management

Stock-out

Keywords Searching Reset

No.	Stock-out No.	Stock Type	Stock-out Ty...	Stock-out Obj...	Stock-out De...	Stock-out Items	Recipient	Requester...	Related Docu...	Operation Time	Operator	Status	Operation
11	SO-P22122602	Spare Parts	Consume Stock Out	LINK OCEAN 1	Engine Dept.	2	LINK OCEAN 1	Engine Dept.	N/A	2022-12-26 14:55:51	杨芬芬	Finished	Export
12	SO-P22122601	Spare Parts	Consume Stock Out	LINK OCEAN 1	Engine Dept.	1	LINK OCEAN 1	Engine Dept.	N/A	2022-12-26 14:53:56	杨芬芬	Finished	Export
13	SO-O12122201	Oil	Consume Stock Out	LINK OCEAN 1		2	LINK OCEAN 1	Engine Dept.	Voyage Fuel Consumption Report	2022-12-22 09:59:16	互海科技-丁睿	Finished	Export
14	SO-P22121304	Spare Parts	Consume Stock Out	LINK OCEAN 1	Engine Dept.	1	LINK OCEAN 1	Engine Dept.	Maintenance Consumption	2022-12-13 16:08:42	洪野	Finished	Export