

How to identify critical equipment and add its associated components (documents)

Users log in to the OLISS Web side, click on the "Vessel Management → Equipment List" interface in order, select the vessel, click "Edit", enter the vessel equipment modification interface, select the device type as "Critical", click "Add Associated Devices", enter the selection associated device interface, check the device components that need to be associated, and then click "Submit" to return to the vessel equipment modification interface. You can view the added associated devices, click "Submit", and on the equipment list interface, the devices designated as critical are displayed with a red background

互海科技

Workbench 28853 Vessel Monitor Find

Switching System EN 孙红梅

Vessel Management

Equipment List

2. Select the vessel

Please enter

LINK OCEAN 1
Liquefied Gas Carrier | 67301 ton | 远海

LINK OCEAN 14
Bulk carrier | 56968 ton | 远洋

ABLE SAILOR
Chemical Tank | 无限航区

自测1号
Bulk carrier

No.	Eqpt. Name	Subsystem	Eqpt No.	Eqpt Type	Equipment Level	Manufacture	Manufacture Date	Equipment Property	Operation
1	测试空压机名称	Starting Air System	01					Common	Edit Delete
2	消防员装备	Fire Extinguisher System	02					Critical	Edit Delete
3	泡沫灭火器	Fire Fighting Equipment Supply	03					Critical	Edit Delete
4	启动空气附件	Starting Air System	A01					Critical	Edit Delete
5	空气系统	Air System	AS-0000-000-001	11					Edit Delete
6	空气系统	Air System	AS-0000-000-003						Edit Delete

3. Click "Edit"



Main System: Air System

Subsystem: Air System

Eqpt.Group: Air System

Eqpt No. *

AS-0000-000-001

Eqpt. Name *

空气系统

Manufacturer

Please enter

Eqpt Type

11

Equipment Level

Please enter

Drawing No.

Please enter

Manufacture Date

Please select

Factory No.

Please enter

Equipment Property

Critical

Please select

Critical

Common

Remarks

Please enter

Attachment:

Upload

4、Select the device tyoe as "Critical" ←

Add Related Eqpt. → 5、Click "Add Related Eqpt."

No.	Eqpt. Name	Eqpt Type	Manufacturer	Equipment Maintenance M...	Operation
-----	------------	-----------	--------------	----------------------------	-----------

⚠
No Added Eqpt.

Select Associated Equipment



<input type="checkbox"/>	Eqpt. Name	Eqpt Type	Manufacturer	Brand Series	Equipment Maintenance Manual	Status	Source
<input type="checkbox"/>	阿尔维斯油机	zxd1226	江南制造局			Valid	Self-built
<input type="checkbox"/>	Pump	1.5CWX-2A				Valid	Self-built
<input type="checkbox"/>	Pump	副机海水泵				Valid	Self-built
<input type="checkbox"/>	Pump	2GCJ5X4	江苏盐城远洋水泵厂			Valid	Self-built
<input type="checkbox"/>	Pump	6135Ca	Nan Tong Jianghua	海水冷却泵		Valid	Standard Database
<input type="checkbox"/>	Pump	6135Ca	Nan Tong Jianghua	海水冷却泵		Valid	Self-built
<input type="checkbox"/>	Pump	1.5CWX-2A	上海振华			Valid	Self-built
<input checked="" type="checkbox"/>	Pump	1.5CWX-2A	上海振华			Valid	Self-built
<input type="checkbox"/>	泵	1.5CWX-2A	上海振华	CWX系列		Valid	Self-built
<input type="checkbox"/>	舱底消防总用泵	ESNN-150MH-C75	天津泵业机械集团有限公司			Valid	Self-built
<input type="checkbox"/>	Measure Instrument	MD-9M	Daihatsu Diesel Mfg Co., Ltd.			Valid	Self-built

6、 Check the device components that need to be associated, and then click "Submit" to return to the vessel equipment modification interface



Main System: Air System

Subsystem: Air System

Eqpt.Group: Air System

Eqpt No. *

AS-0000-000-001

Eqpt. Name *

空气系统

Manufacturer

Please enter

Eqpt Type

11

Equipment Level

Please enter

Drawing No.

Please enter

Manufacture Date

Please select

Factory No.

Please enter

Equipment Property

Critical

Remarks

Please enter

Attachment:

Upload

Add Related Eqpt.

No.	Eqpt. Name	Eqpt Type	Manufacturer	Equipment Maintenance M...	Operation
1	泵	1.5CWX-2A	上海振华		Cancel Association
2	泵	1.5CWX-2A	上海振华		Cancel Association

2 Total

100Total/Page

7、You can view the added associated devices, click "Submit"

Confirm

Cancel

Equipment List

Please enter

Q

Add


Import

Export

Copy ship


Eqpt.Belongs

Reset




LINK OCEAN 1

Liquefied Gas Carrier | 67301 ton | 近海




LINK OCEAN 14

Bulk carrier | 56968 ton | 远洋



ABLE SAILOR

Chemical Tank | 无限航区



自测1号

Bulk carrier

No.	Eqpt. Name	Subsystem	Eqpt No.	Eqpt Type	Equipment Level	Manufacture	Manufacture Date	Equipment Property	Operation
1	测试空压机名称	Starting Air System	01					Common	Edit Delete
2	消防员装备	Fire Extinguisher System	02					Critical	Edit Delete
3	泡沫灭火器	Fire Fighting Equipment Supply	03					Critical	Edit Delete
4	启动空气附件	Starting Air System	A01					Critical	Edit Delete
5	空气系统	Air System	AS-0000-000-001	11				Critical	Edit Delete

In the equipment list interface, devices designated as critical are displayed on a red background

In the equipment list interface, devices designated as critical are displayed on a red background

Description:

After the equipment is designated as critical equipment and associated equipment (components) is added, users can see a red dot behind the equipment and its associated components in the procurement management and inventory

For specific identification display, please refer to the "Display of Key Equipment in Procurement Management/Inventory Management Interface (Document) " in the OLISS Help System.