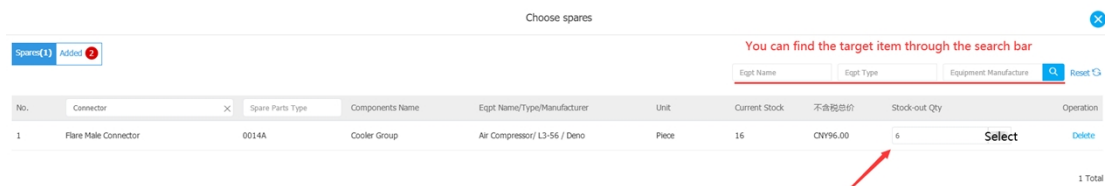
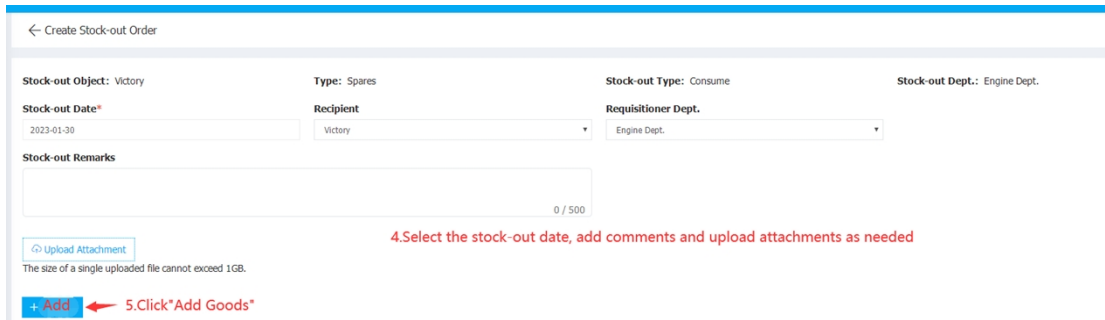
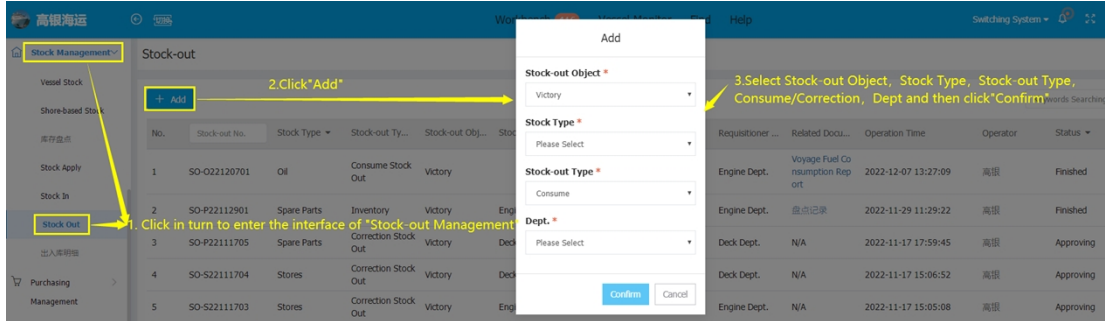


Stock-out Instructions

Users can log in to the website of OLSaaS, and operate in "Stock Management → Stock-out Management" interface according to the following steps 1-9:

(Take the operation of "Consume-Spare Parts" as an example)



6. Find the target item and fill in the stock-out quantity, and the word "Select" will appear.
 (The current inventory of goods may involve multiple stock-in batches. Click "Select", and the user can select the specific stock-out batches.
 If the user does not select here, the stock-out operation will be executed automatically according to the first-in-first-out principle)



After filling in the stock-out quantity in the previous step, click "Select" to enter this interface.



Spares Name: Flare Male Connector Spare Parts Code: 0014A Location Number: 1
 Equipment Info.: 空压机 / L3-56 / Deno / Cooler Group

No.	Stock-in Date	不含税单价	Stock Info.Description	Qty In Stock	Stock-out Qty	Remarks
<input checked="" type="checkbox"/>	2022-10-27	CNY6.00	P.I.C.:大管轮 Storage Location:备件间 Supplier: ①	4(Piece)	<input type="text" value="4"/>	<input type="text"/>
<input checked="" type="checkbox"/>	2022-10-08	CNY6.00	P.I.C.:大管轮 Storage Location:备件库 Supplier: ①	12(Piece)	<input type="text" value="2"/>	<input type="text"/>

The first batch in storage will be automatically ticked Users can tick the stock-out batches as needed here.
 If you do not select it here, the stock-out operation will be executed automatically according to the first-in-first-out principle

Click "Confirm" if a specific stock-out batch is selected.

Confirm

← Create Stock-out Order

Stock-out Object: Victory Type: Spares Stock-out Type: Consume Stock-out Dept.: Engine Dept.
 Stock-out Date*: 2023-01-30 Recipient: Victory Requisitioner Dept.: Engine Dept.

Stock-out Remarks:

The size of a single uploaded file cannot exceed 1GB.

No.	Eqpt Name/Comp...	Spares Name	Spars Type	Stock-in Date	不含税单价	在库信息	Current Stock	Stock-out Qty	Remark	Operation
2	Air Compressor/Cooler Group	Flare Male Connector	0014A	2022-10-27	CNY6.00	P.I.C.:大管轮 Storage Location:备件间 Supplier: ①	4	<input type="text" value="4"/>	<input type="text"/>	<input type="button" value="确认"/>
				2022-10-08	CNY6.00	P.I.C.:大管轮 Storage Location:备件库 Supplier: ①	12	<input type="text" value="2"/>	<input type="text"/>	<input type="button" value="确认"/>

8. You can reconfirm the relevant information in stock-out record interface, and finally click "Submit"

Please Select Workflow

出库单 消耗 审批流程

Process Description:
 9. Select the approval process and click "Confirm"

Stock-out

After the stock-out record is submitted, the document will enter the workflow, and will be transferred to the workbench of personnel with approval authority for stock-out documents

Keywords Searching

No.	Stock-out No.	Stock Type	Stock-out Ty...	Stock-out Obj...	Stock-out De...	Stock-out Items	Recipient	Requisitioner ...	Related Docu...	Operation Time	Operator	Status	Operation
1	SO-F23013001	Spare Parts	Consume Stock Out	Victory	Engine Dept.	2	Victory	Engine Dept.	N/A	2023-01-30 16:44:36	高银	Approving	Export