

## What is the vessel purchase function of "OLISS" on the web (document)

Let me briefly introduce the vessel purchase function of ships on the "OLISS" web side.

1、 During the Purchase Application process, the selection of procurement methods has been added. In addition to the previous "Shore-based Inquiry" procurement, the option of "Vessel Purchase" has been added. When the ship submits the application, the procurement method can be decided (as shown in Figure 1 below); during the Purchase Application approval process, the approver also has the power to change the procurement method (as shown in Figure 2 below). After the Purchase Application approval is passed, the procurement method is the documentation of "Shore-based Inquiry", and the Purchase Application item will enter the procurement plan menu (same as the previous process, unchanged); the documentation of the procurement method is "Vessel Purchase", which will enter the vessel purchase menu for subsequent processing (as shown in Figure 3 below).

← Purchase Appl Edit

Application No.: OL1-PA-P24121205 (LINK OCEAN 1 - Spare Parts - Engine Dept.)

Appl Name:  Priority Level:  Supply Date:

Supply Place:  Purchase Modes:  Purchase Plan Type:

Purchase Reason:

1、 When purchase application, you can choose "Vessel Purchase" as the purchasing method

0 / 500

Add Purchase Item Number of Items Purchased: 1

Shore-based Stock Query

Item	Code/Specification/Drawing No.	Components/Position No.	Eqpt. Name/Type/Manufacturer	Spare Description	Unit	Min/Max Stock	Current Stock / Unreceived	Appl. Qty	Appl. Remarks	Internal Remarks	Operation
1	汽缸盖部件	Component: 汽缸盖部件 Position No.: 0	柴油缸 / ZC2 / Ningbo C.S.I		件	1/0	2 / 35	1	<input type="text" value="Please enter"/>	<input type="text" value="Please enter"/>	<input type="button" value="E"/>

Attachment: (This attachment is only used as the internal application document of the company and the supplier cannot receive it.)

Purchase Appl Details Approving

Purchase Application No.: OL1-PA-P24111901 Appl Name:

Vessel: LINK OCEAN 1 Appl Dept.: Engine Dept. Item Type: Spare Parts

Appl Date: 2024-12-10 Supply Date:  Supply Place:

Priority Level:  Purchase Plan Type:  Purchase Modes:

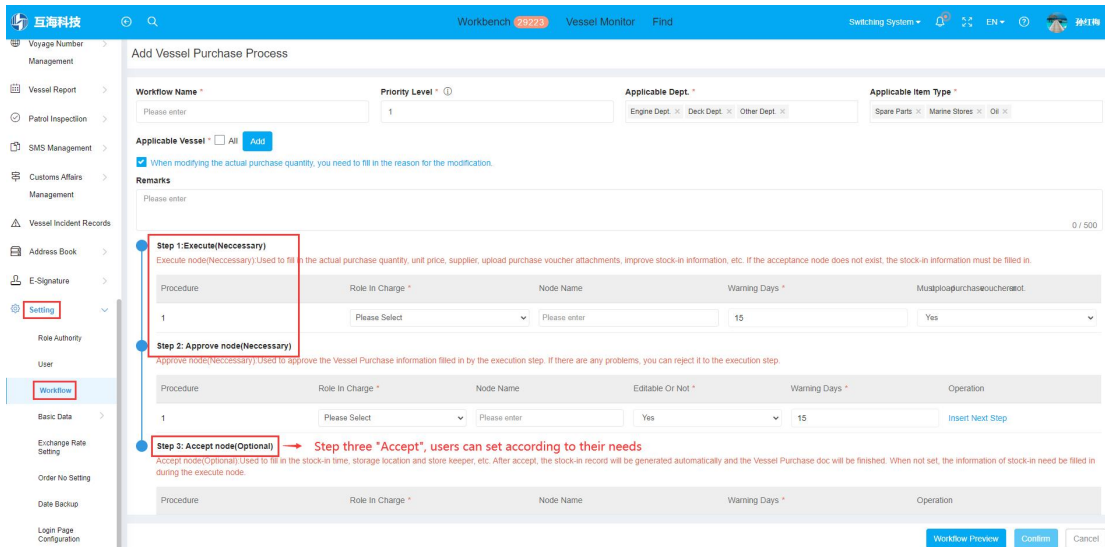
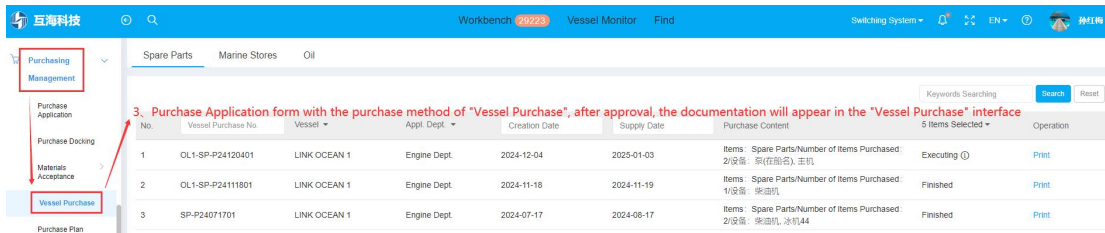
Purchase Reason: 11

Number of Items Purchased: 2  2、 When approving the purchase application form, the approver can change the purchase method to "Vessel Purchase"

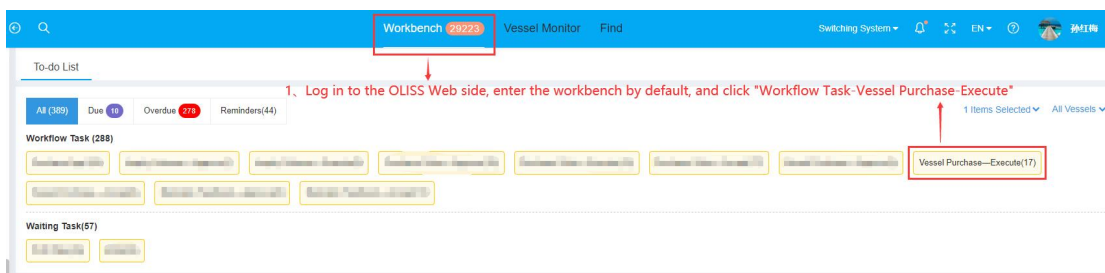
Appl. Items No.	Spare Parts Name	Code/Specification/Drawing No.	Components/Position No.	Eqpt. Name/Type/Manufacturer	Spare Description	Metering Unit	Stock Status	Appl. Qty	Approved Qty	Appl. Remarks	Internal Remarks
1	12 <input type="button" value="E"/>	12	Components: 柴油缸 Position No.: 12	柴油缸 / 6230ZC-4型 / 广州柴油机厂		PC	Current Stock 0; Unreceived 2 (Min 0; Max 0)	1	1	<input type="text" value="Please enter"/>	<input type="text" value="Please enter"/>
2	泵轴 <input type="button" value="E"/>	11	Components: 自吸离心泵 泵轴 Position No.:	泵(在船台) / 1.5CWX-2A / 上海振华		个	Current Stock 1; Unreceived 6 (Min 0; Max 0)	1	1	<input type="text" value="Please enter"/>	<input type="text" value="Please enter"/>

Attachment: (This attachment is only used as the internal application document of the company and the supplier cannot receive it.)

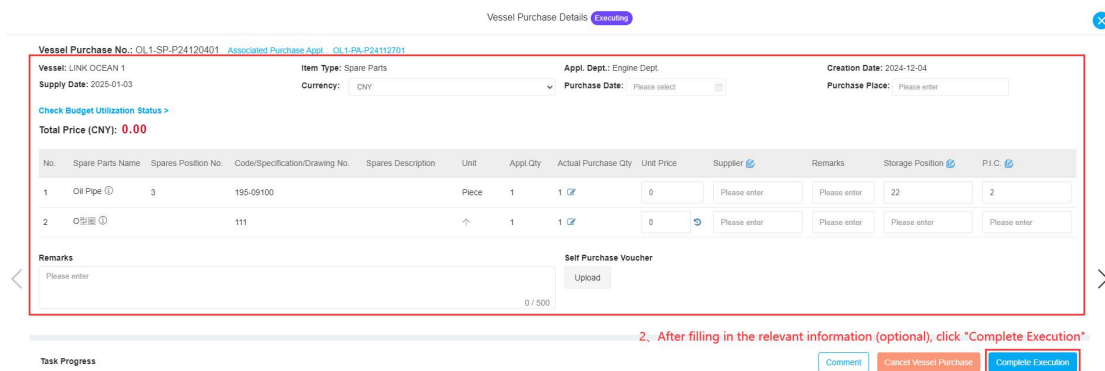
Task Progress



2、Vessel purchase approval process: After the purchase application form (Vessel Purchase) is approved, the system automatically starts the vessel purchase approval process, that is, Vessel Purchase To Be Executed – To Be Approved – To Be Accepted (the last step is "Accept", which can be selected and set according to user request, optional).



2



Workbench 29223 Vessel Monitor Find Switching System EN 孙打梅

To-do List

3. Log in to the OLISS Web side and enter the Workbench interface by default. Click "Workflow Task-Vessel Purchase-Approve"

AI (389) Due (16) Overdue (776) Reminders(44) 1 Items Selected All Vessels

Workflow Task (288)

Vessel Purchase—Approve(5)

Waiting Task(57)

Vessel Purchase Details Approving

Vessel Purchase No.: SP-P24011503 Associated Purchase Appl.: PA-P23111702

Vessel: LINK OCEAN 1 Item Type: Spare Parts Appl. Dept.: Engine Dept. Creation Date: 2024-01-15

Supply Date: 2024-01-15 Currency: CNY Purchase Date: 2024-09-03 Purchase Place: 上海港

Check Budget Utilization Status >

Total Price (CNY): 150.00  Higher Amount Accuracy

No.	Spare Parts Name	Spare Position No.	Code/Specification/Drawing No.	Spare Description	Unit	Appl Qty	Actual Purchase	Unit Price	Supplier	Remarks	Storage Position	P.I.C.
1	Thrust Ring	3	170Z 01 25		Piece	1	1	50	五金杂货店		机舱	dd
2	汽缸盖部件	0	汽缸盖部件		件	1	1	100	五金店		上海	大副

Remarks: Self Purchase Voucher:

4. If there are no problems with the review, click "Accepted"

Task Progress

Vessel Purchase Details Accepting

Vessel Purchase No.: SP-S24052301 Associated Purchase Appl.: PA-S24052306

Vessel: LINK OCEAN 1 Item Type: Marine Stores Appl. Dept.: Engine Dept. Creation Date: 2024-05-23

Supply Date: 2024-05-23 Currency: CNY Purchase Date: Purchase Place:

Check Budget Utilization Status >

Total Price (CNY): 100.00  Higher Amount Accuracy

No.	Stores Name	Code Number	Specification	Unit	Appl Qty	Actual Purchase Qty	Unit Price	Supplier	Remarks	Storage Position	P.I.C.	Validity Period
1	手套	19010001		件	20	20	5	测试测试		机舱	驾驶员	

Remarks: Self Purchase Voucher:

5. If there are no problems with the acceptance, click "Complete Acceptance"

Task Progress

## Complete Acceptance

LINK OCEAN 1|Marine Stores|Engine Dept.

**Stock-in Date \***:  **Stock-in Place \***:

**Stock-in Items**

No.	Stores Name	Code Number	Stores Specification	Stock-in Qty	Storage Position *	P.I.C. *
1	手套	19010001		20(件)	机舱	驾驶员

**Remarks:**  
 0 / 500

**Attachment:**

6. After completing the acceptance interface and completing the relevant information ( with \* required ), click "Confirm"

3. Added a Vessel Purchase menu. Users with the permission to operate this menu can enter the Vessel Purchase menu and check the status of the Vessel Purchase document by filtering.

The screenshot shows the 'Vessel Purchase Management' interface. On the left, a sidebar menu has 'Vessel Purchase' highlighted. The main area displays a table of purchase documents with columns for No., Vessel Purchase No., Vessel, Appl. Dept., Creation Date, Supply Date, Purchase Content, Purchase Status, and Operation. A red box highlights the 'Purchase Status' column, and a red arrow points to it with the text: '2. The status of the vessel purchase document can be found by keywords or filtering columns'. Another red box highlights the 'Vessel Purchase' menu item in the sidebar, with the text: '1. Click to enter the Vessel Purchase interface in order'. The table contains 6 rows of data, with the last row showing a 'Confirm' button in the Operation column.