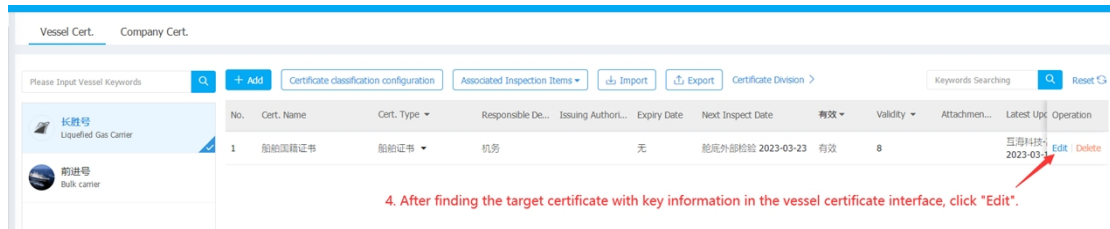
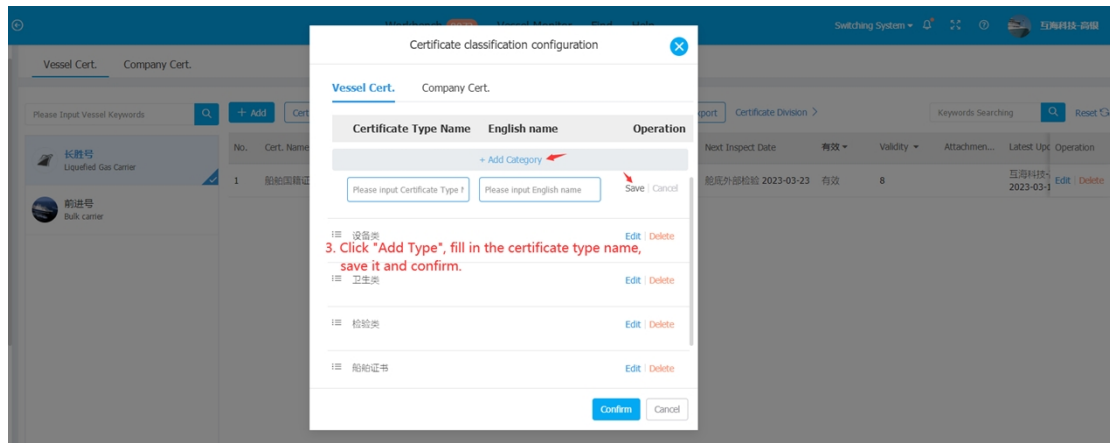
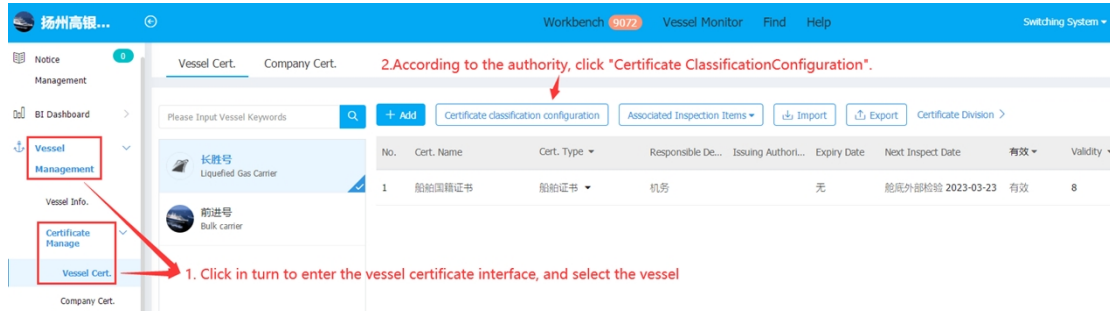


How to customize certificate classification

Users can log in to the website of OLSaaS, and operate in "Vessel Management → Cert. Management → Vessel Cert." interface according to the following steps 1-5:



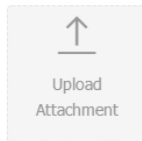


Cert. Name*	vesselCert.CERT_NAME_EN		
船舶国籍证书			
Cert. No.	SH625948157		
Responsible Dept.	机务		
Issued Date	2021-08-17		
Cert. Type	船舶证书 Please select Cert. Type 设备类 卫生类 检验类 船舶证书		
Next Inspect Date	<input checked="" type="checkbox"/> Associated Inspection Items		

Inspection Content *	Plan Inspect Date *	Completed ?	Operation
舱底外部检验	2023-03-23	<input type="checkbox"/> Please select complete date	
+ Add Inspection Item			

Display No. (The Smaller,The Closer)	Remarks
1	

Attachment:



5. In the vessel certificate editing interface, select the certificate type and confirm it.

Vessel Cert. Company Cert.

After customizing the classification of ship certificates, it is more convenient to directly view the types of target certificates in the certificate list. And support modification type.

No.	Cert. Name	Cert. Type	Responsible De...	Issuing Authori...	Expiry Date	Next Inspect Date	有效	Validity	Attachmen...	Latest Up	Operation
1	船舶国籍证书	船舶证书	机务		无	舱底外部检验 2023-03-23	有效	8		互海科技-2023-03-	Edit Delete

Certificate Type Selection:

设备类
 卫生类
 检验类

船舶证书

Description:

The above is the certificate classification configuration for the ship certificate. For the company certificate, the operation steps are the same!