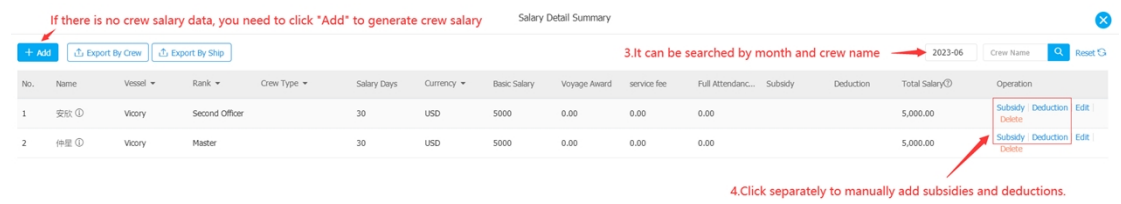
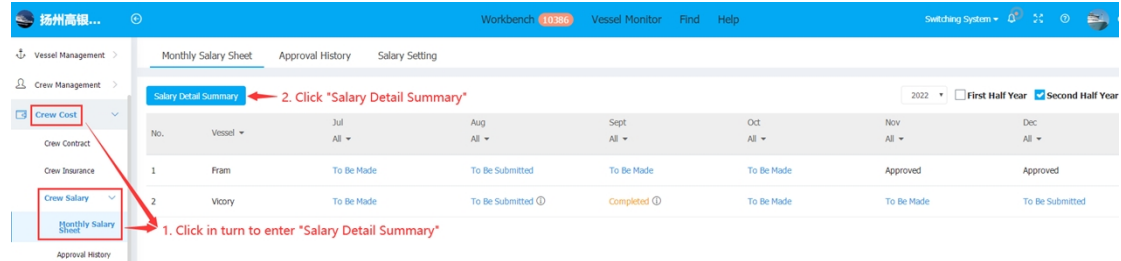


How to increase subsidies or deductions for crews in the salary interface

Users can log in to the website of OLSaaS, and operate in "Crew Cost → Crew Salary → Monthly Salary Sheet → Salary Detail Summary" interface according to the following steps 1-5:



Add Subsidy

Amount*

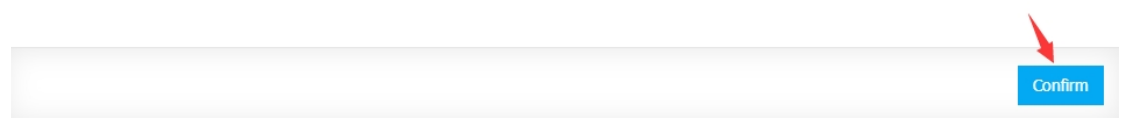
Occurrence Time

Reasons for Subsidies

Attachment

The size of a single uploaded file cannot exceed 1GB.

5. After filling in the relevant information and uploading the attachment (items with * are required), click "Confirm" in the lower right corner to add the subsidy.



Add Deduction



Amount*

Occurrence Time

2023-07-15

Reason for Deduction

Attachment

[Upload Attachment](#)

The size of a single uploaded file cannot exceed 1GB.

5.Fill in the relevant deduction information and click "Confirm" to add new deduction

Confirm

